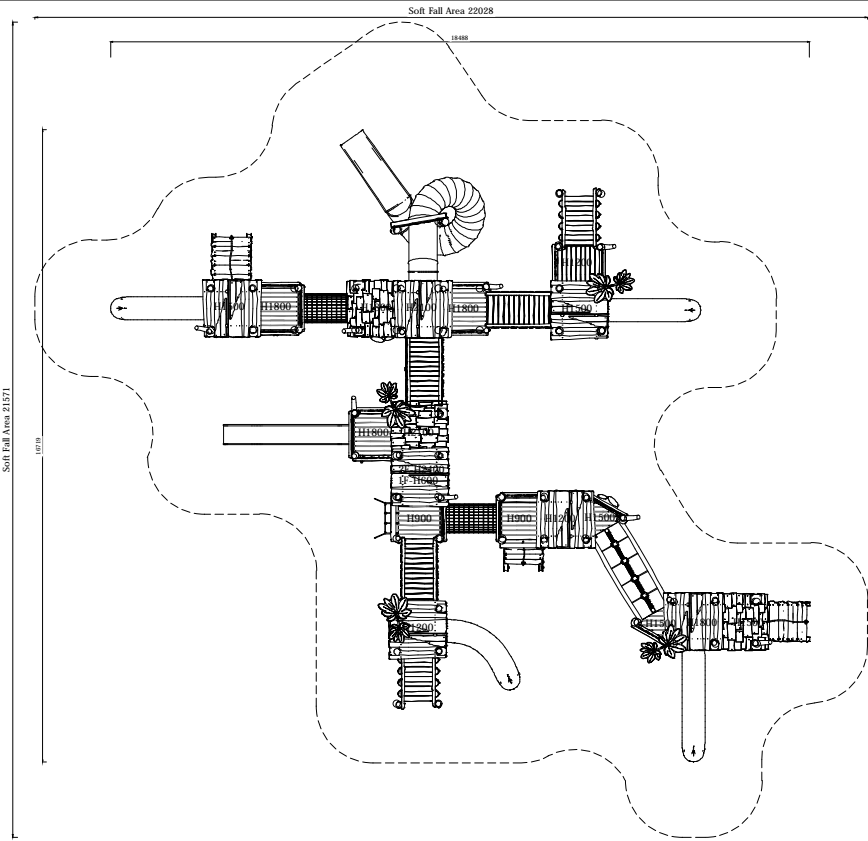


Robinia story

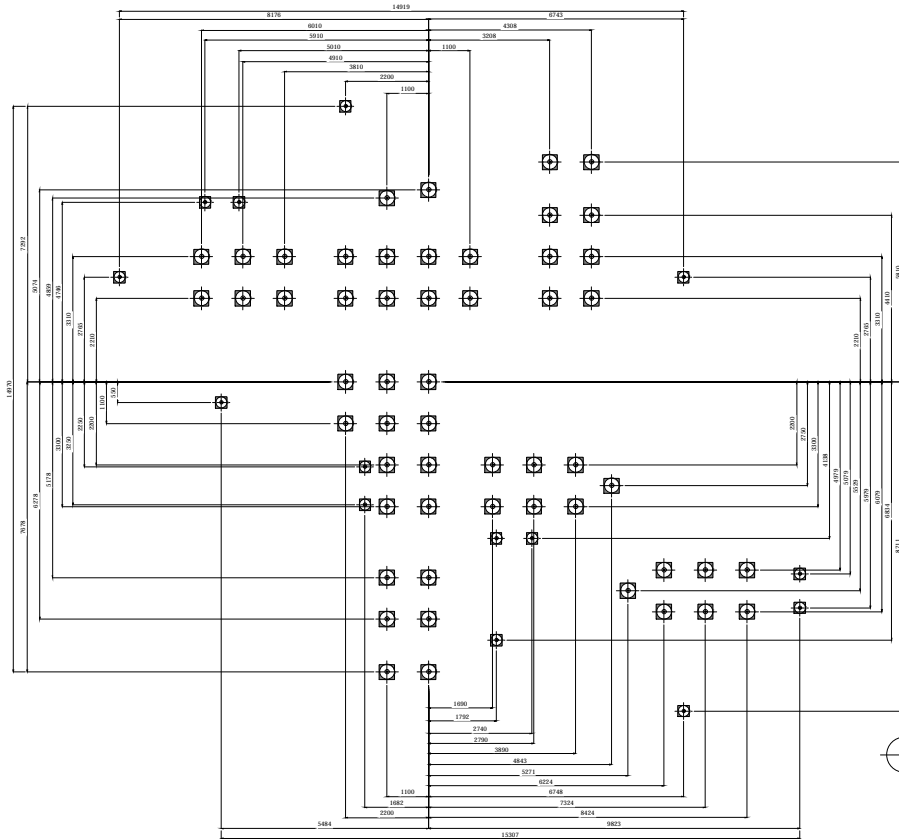
2200 SERIES – TREE HOUSE VILLAGE

Model Name: **UL-WS2211**

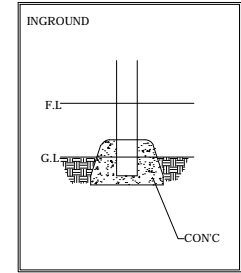




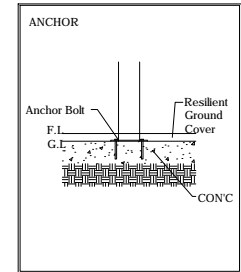
PLAN LAYOUT



FOOTING LAYOUT




Scale : NTS

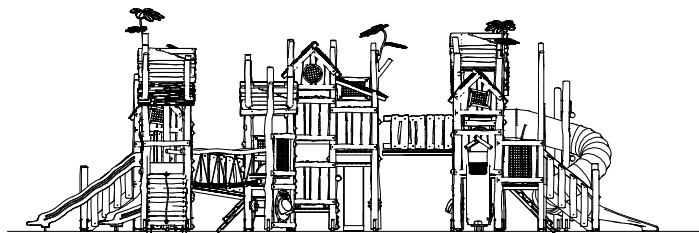


Scale : NTS

TYPICAL FOOTING DETAILS



ELEVATION - FRONT



ELEVATION - RIGHT

Specification

Product Category : Tree House Village

Model Name : UL-WS2210

Standards: AS4685 Parts1-6 & 11 - 2014

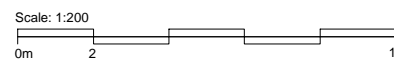
Scale: 1:200 @ A4

Summary:

- Play structure size : 11.8m x 9.7m
- Approx. soft fall area : 115.1m²
- Approx. soft fall size : 14.8m x 14.2m
- Accommodates : 35 to 40 children
- Overall height : 5.2m
- Free height of fall : 1.8m



CRS Creative Recreation Solutions PTY LTD
 Address: Unit 1/25 Durgadin Drive Albion Park Rail NSW 2527
 Phone: (02) 4256 2991 Fax: (02) 4256 3991 E-mail: info@crs.net.au Web: www.crs.net.au



Note:
 • DO NOT mirror, reverse or reflect this design
 • DO NOT scale in any way

If in doubt ask one of our friendly staff:
 Phone: (02) 4256 2991 E-mail: info@crs.net.au

