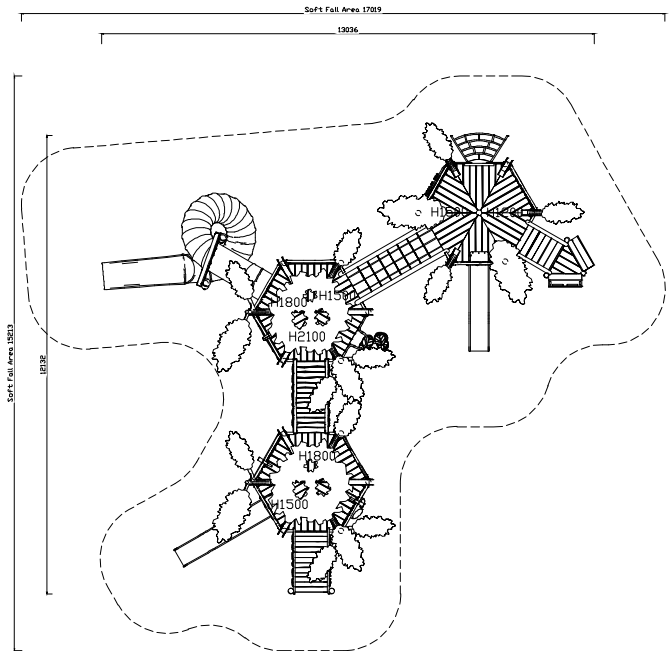


Robinia story

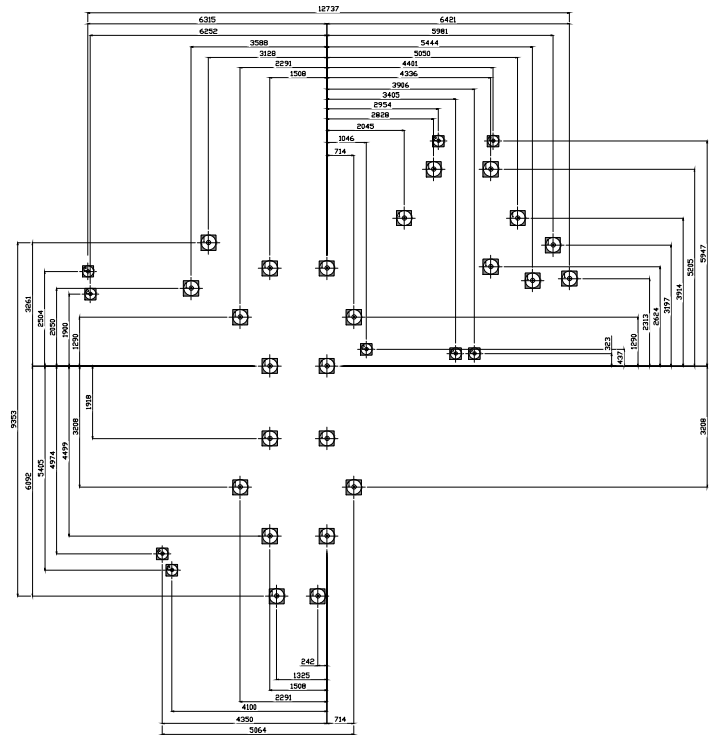
3200 SERIES – FOLK TALES

Model Name: **UL-WS3204**

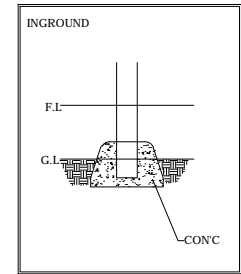




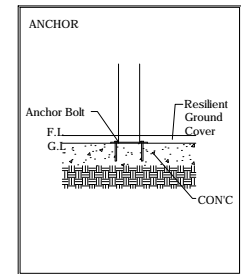
PLAN LAYOUT



FOOTING LAYOUT

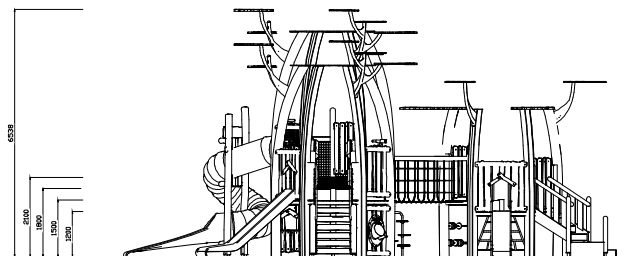


Scale : NTS

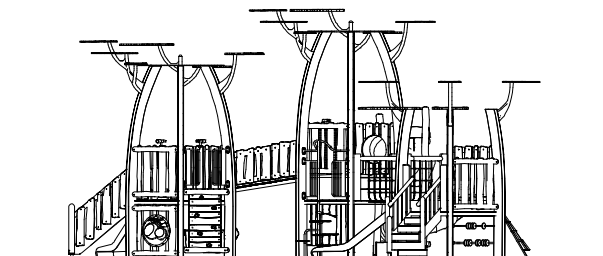


Scale : NTS

TYPICAL FOOTING DETAILS



ELEVATION - FRONT



ELEVATION - RIGHT

Specification

Product Category : Enchanted Castle

Model Name : UL-WS3204

Standards: AS4685 Parts1-6 & 11 - 2014

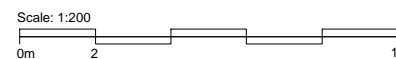
Scale: 1:200 @ A4

Summary:

- Play structure size : 13.0m x 12.1m
- Approx. soft fall area : 153.2m²
- Approx. soft fall size : 17.0m x 15.2m
- Accommodates : 30 to 35 children
- Overall height : 6.5m
- Free height of fall : 2.1m



CRS Creative Recreation Solutions PTY LTD
 Address: Unit 1/25 Durgadin Drive Albion Park Rail NSW 2527
 Phone: (02) 4256 2991 Fax: (02) 4256 3991 E-mail: info@crs.net.au Web: www.crs.net.au



Note:
 • DO NOT mirror, reverse or reflect this design
 • DO NOT scale in any way

If in doubt ask one of our friendly staff:
 Phone: (02) 4256 2991 E-mail: info@crs.net.au

