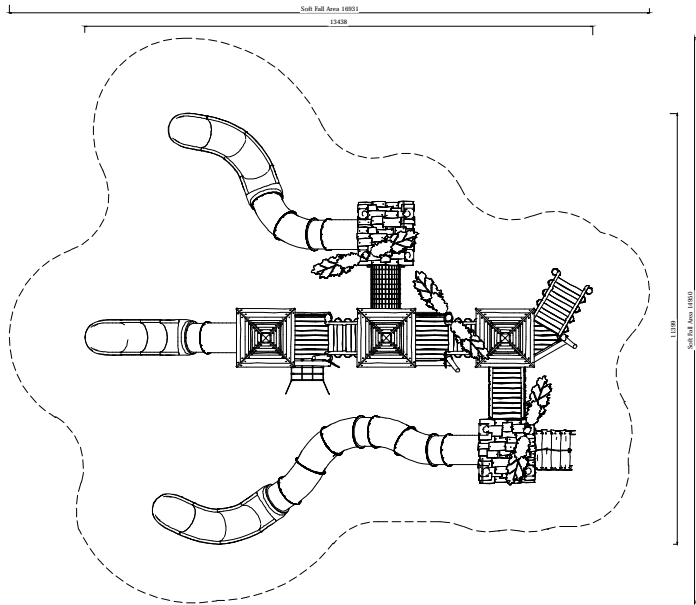


# Robinia story

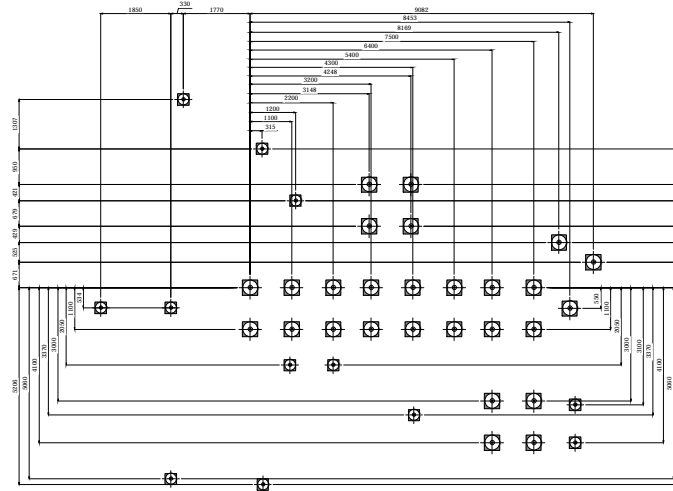
2300 SERIES – ENCHANTED CASTLE

Model Name: **UL-WS2312**

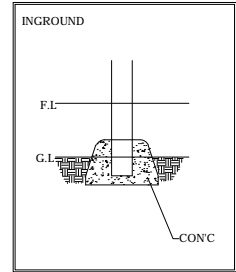




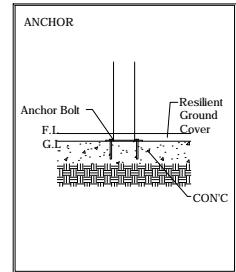
PLAN LAYOUT



FOOTING LAYOUT




Scale : NTS

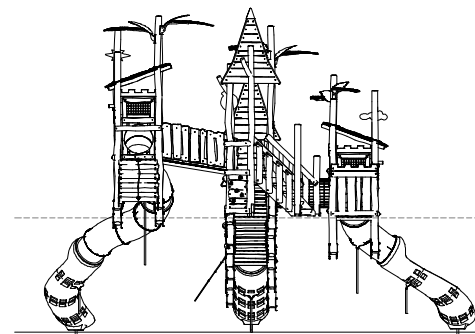


Scale : NTS

TYPICAL FOOTING DETAILS



ELEVATION - FRONT



ELEVATION - RIGHT

Specification

Product Category : Enchanted Castle

Model Name : UL-WS2312

Standards: AS4685 Parts1-6 & 11 - 2014

Scale: 1:200 @ A4

Summary:

- Play structure size : 13.4m x 11.4m
- Approx. soft fall area : 166.1m<sup>2</sup>
- Approx. soft fall size : 16.9m x 15.0m
- Accommodates : 45 to 50 children
- Overall height : 8.6m
- Free height of fall : 2.4m

