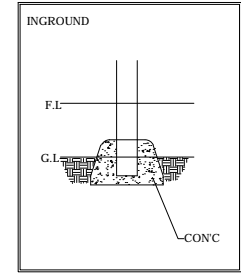
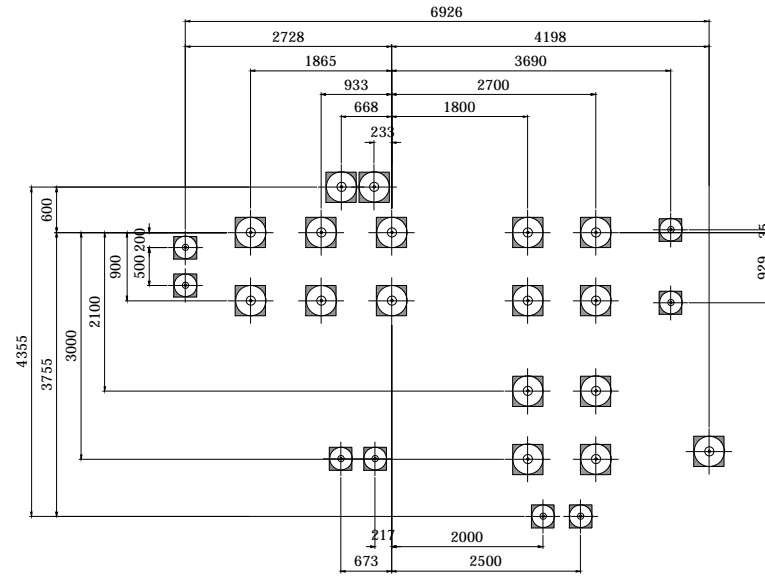
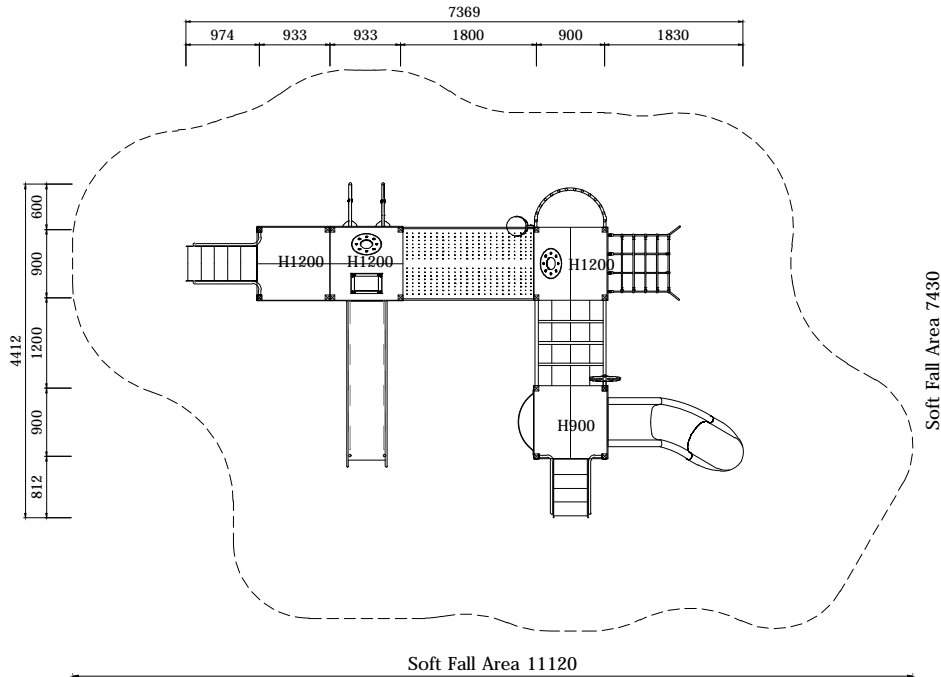


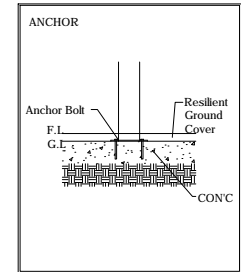
woody

Model Name: **UL-WD509**





Scale : NTS

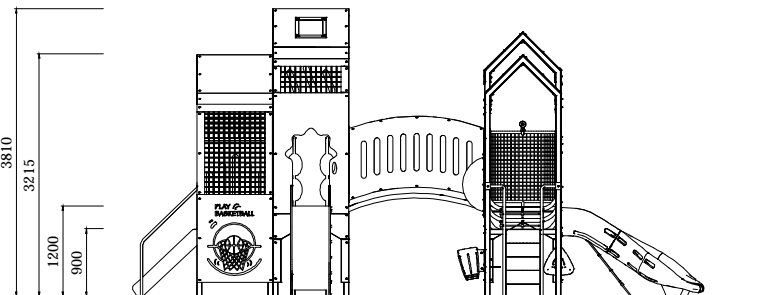


Scale : NTS

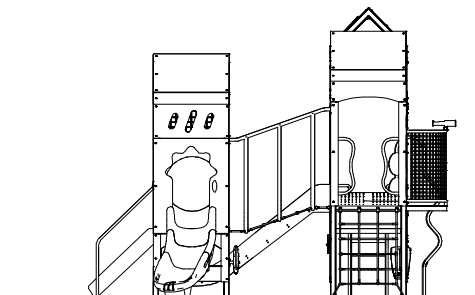
TYPICAL FOOTING DETAILS

PLAN LAYOUT

FOOTING LAYOUT



ELEVATION - FRONT



ELEVATION - RIGHT

Specification

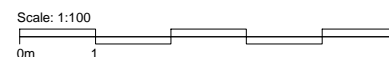
Product Category : Woody
Model Name : UL-WD509
Standards: AS4685 Parts1-6 & 11 - 2014
Scale: 1:100 @ A4

Summary:

- Play structure size : 7.4m x 4.4m
- Approx. soft fall area : 61.3m²
- Approx. soft fall size : 11.2m x 9.7m
- Accommodates : 20 to 25 children
- Overall height : 3.8m
- Free height of fall : 1.2m



CRS Creative Recreation Solutions PTY LTD
 Address: Unit 1/25 Durgadin Drive Albion Park Rail NSW 2527
 Phone: (02) 4256 2991 Fax: (02) 4256 3991 E-mail: info@crs.net.au Web: www.crs.net.au



Note:
 • DO NOT mirror, reverse or reflect this design
 • DO NOT scale in any way

If in doubt ask one of our friendly staff:
 Phone: (02) 4256 2991 E-mail: info@crs.net.au

