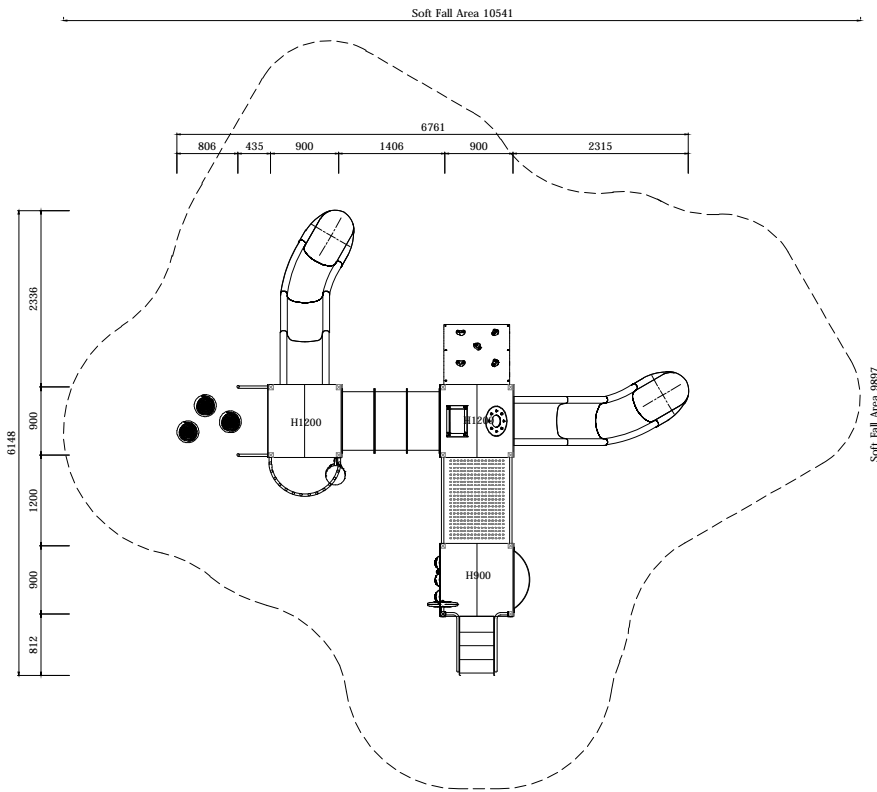


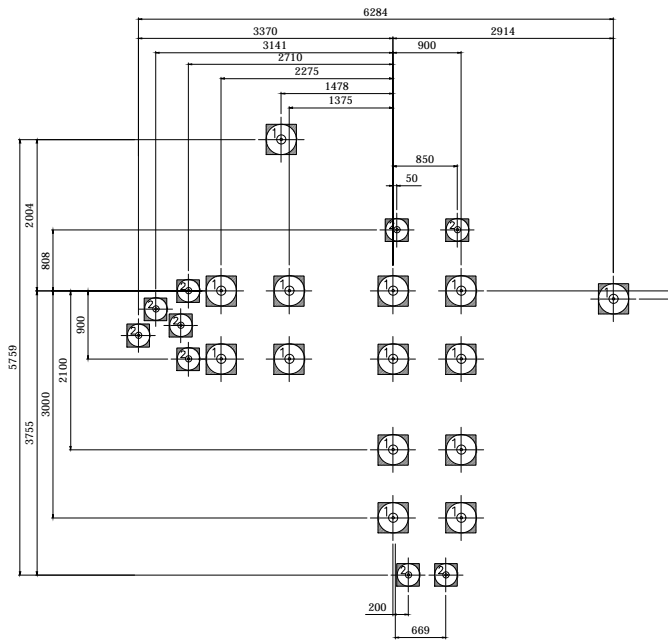
woody

Model Name: **UL-WD508**

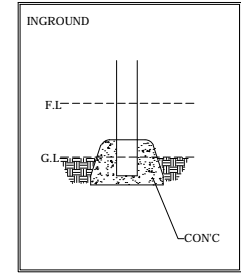




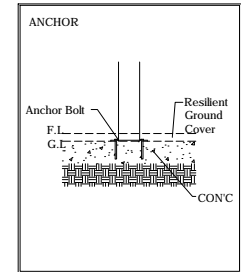
PLAN LAYOUT



FOOTING LAYOUT

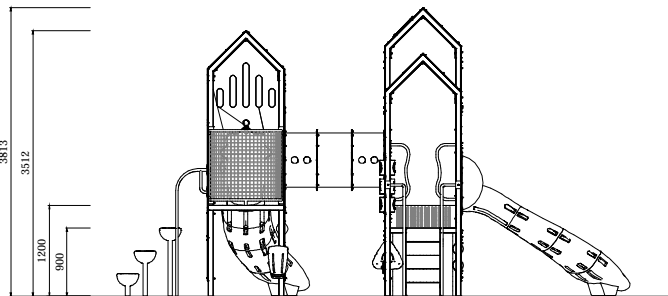


Scale : NTS

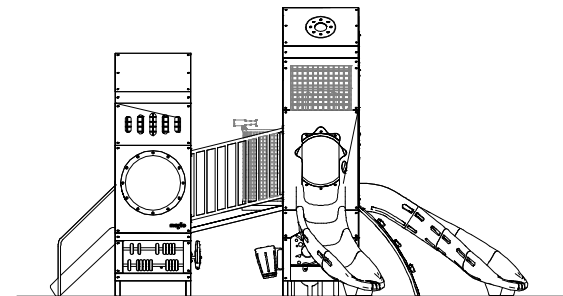


Scale : NTS

TYPICAL FOOTING DETAILS



ELEVATION - FRONT



ELEVATION - RIGHT

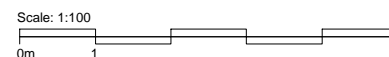
Specification
Product Category : Woody
Model Name : UL-WD508
Standards: AS4685 Parts 1-6 & 11 - 2014
Scale: 1:100 @ A4

Summary:

- Play structure size : 6.8m x 6.1m
- Approx. soft fall area : 60.9m²
- Approx. soft fall size : 10.5m x 9.9m
- Accommodates : 15 to 20 children
- Overall height : 3.5m
- Free height of fall : 1.2m



CRS Creative Recreation Solutions PTY LTD
 Address: Unit 1/25 Durgadin Drive Albion Park Rail NSW 2527
 Phone: (02) 4256 2991 Fax: (02) 4256 3991 E-mail: info@crs.net.au Web: www.crs.net.au



- Note:
- DO NOT mirror, reverse or reflect this design
 - DO NOT scale in any way

If in doubt ask one of our friendly staff:
 Phone: (02) 4256 2991 E-mail: info@crs.net.au

