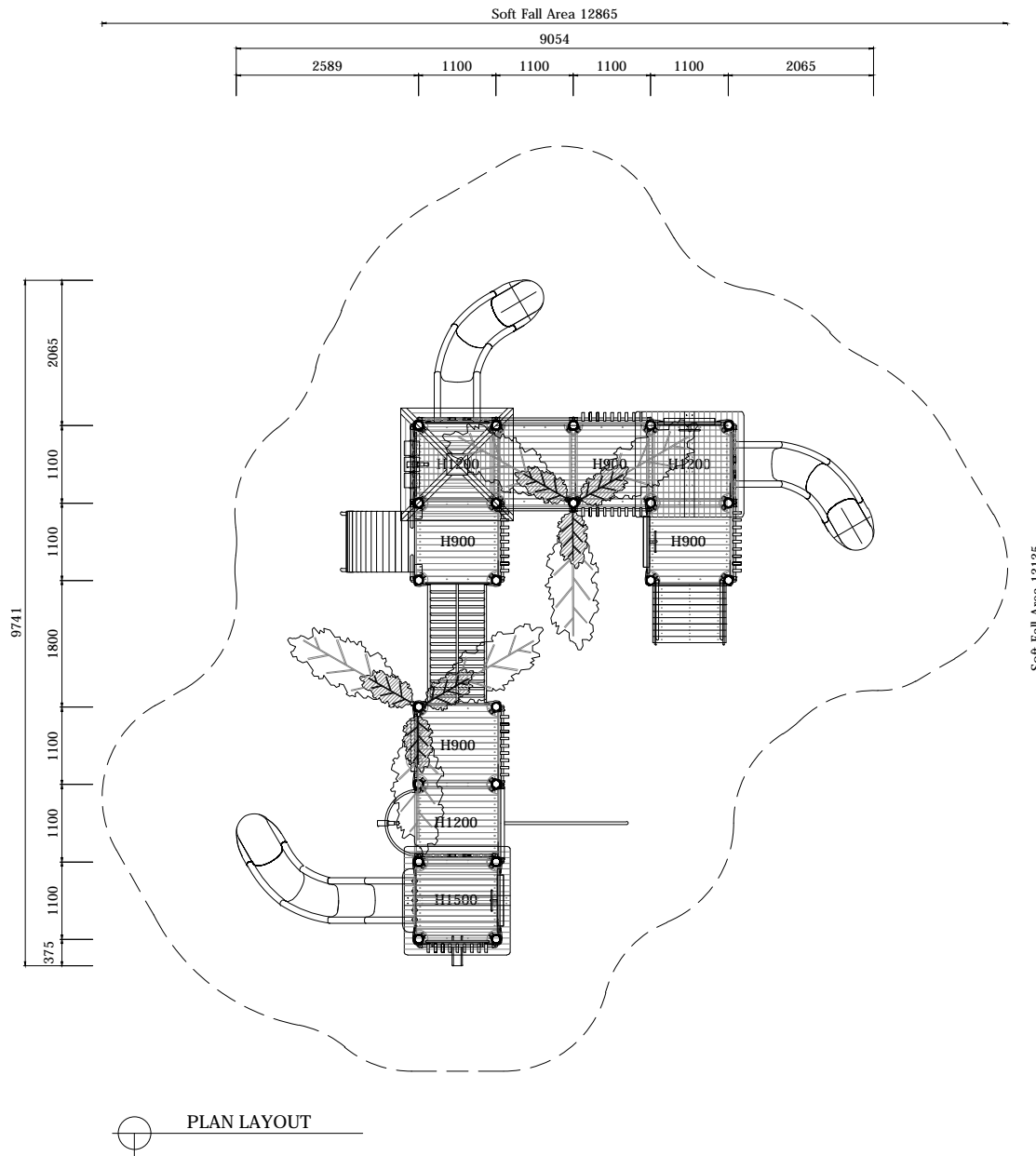


THEME PLAY

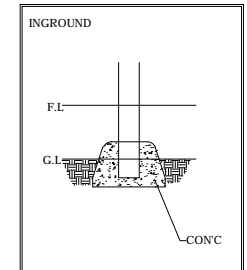


Model Name: **U2-GH1009**

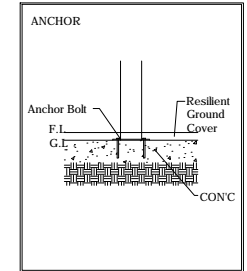




PLAN LAYOUT



Scale : NTS



Scale : NTS

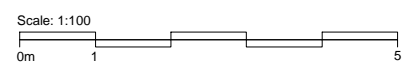
TYPICAL FOOTING DETAILS

Specification
Product Category: Theme Play-Green House
Model Name : U2-GH1009
Standards: AS4685 Parts1-6 & 11 - 2014
Scale: 1:100 @ A4

- Summary:
- Play structure size : 9.8m x 9.1m
 - Approx. soft fall area : 101.3m²
 - Approx. soft fall size : 13.2m x 12.9m
 - Accommodates : 60 to 65 children
 - Overall height : 4.3m
 - Free height of fall : 1.5m

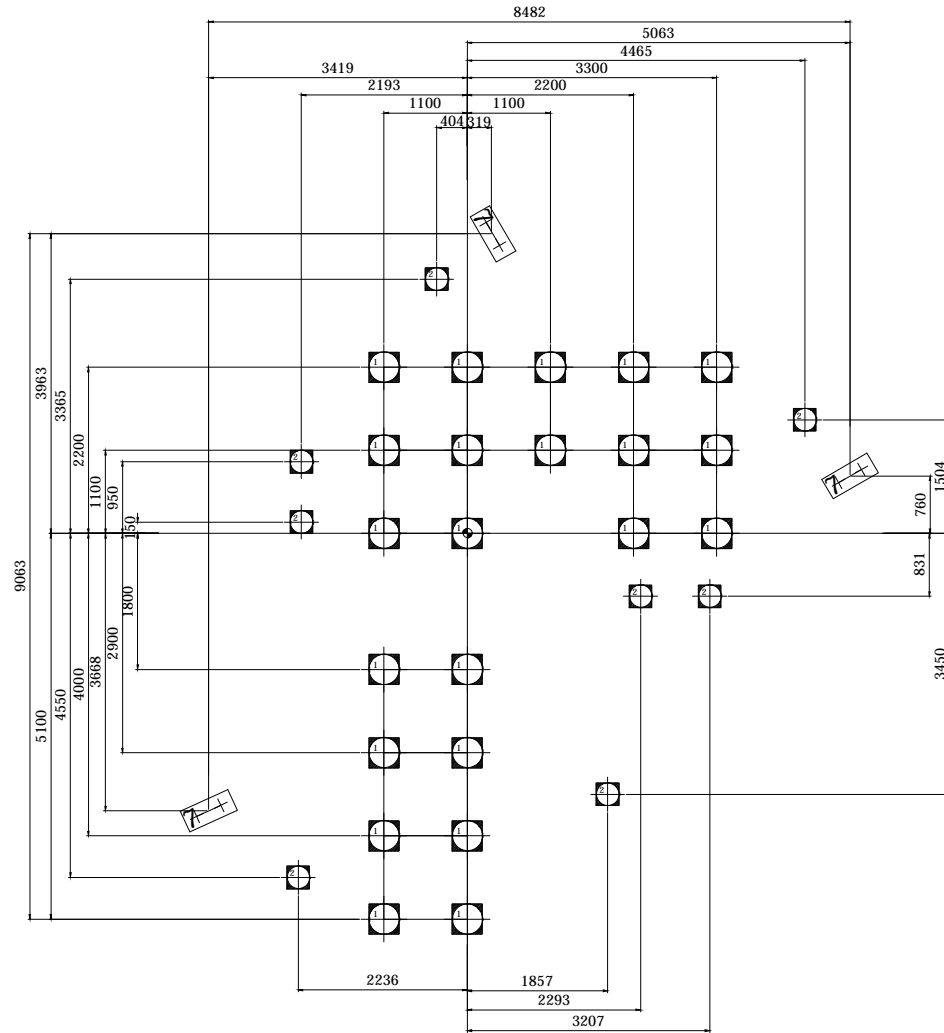


CRS Creative Recreation Solutions PTY LTD
 Address: Unit 1/25 Durgadin Drive Albion Park Rail NSW 2527
 Phone: (02) 4256 2991 Fax: (02) 4256 3991 E-mail: info@crs.net.au Web: www.crs.net.au

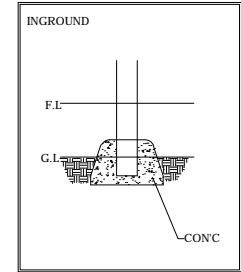


Note:
 • DO NOT mirror, reverse or reflect this design
 • DO NOT scale in any way
 If in doubt ask one of our friendly staff:
 Phone: (02) 4256 2991 E-mail: info@crs.net.au

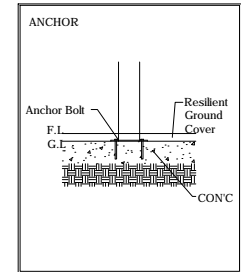




FOOTING LAYOUT



Scale : NTS



Scale : NTS

TYPICAL FOOTING DETAILS

Specification

Product Category: Theme Play-Green House

Model Name : U2-GH1009

Standards: AS4685 Parts 1-6 & 11 - 2014

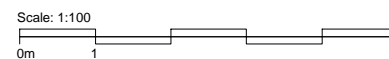
Scale: 1:100 @ A4

Summary:

- Play structure size : 9.8m x 9.1m
- Approx. soft fall area : 101.3m²
- Approx. soft fall size : 13.2m x 12.9m
- Accommodates : 60 to 65 children
- Overall height : 4.3m
- Free height of fall : 1.5m



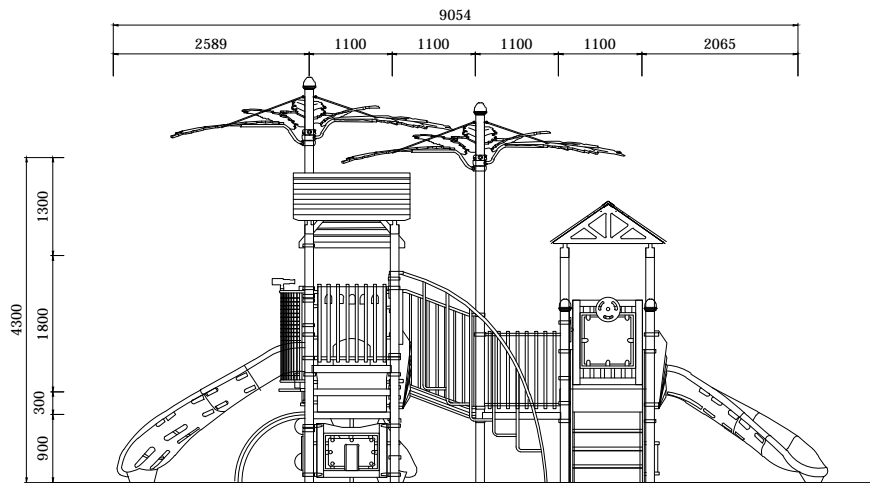
CRS Creative Recreation Solutions PTY LTD
 Address: Unit 1/25 Durgadin Drive Albion Park Rail NSW 2527
 Phone: (02) 4256 2991 Fax: (02) 4256 3991 E-mail: info@crs.net.au Web: www.crs.net.au



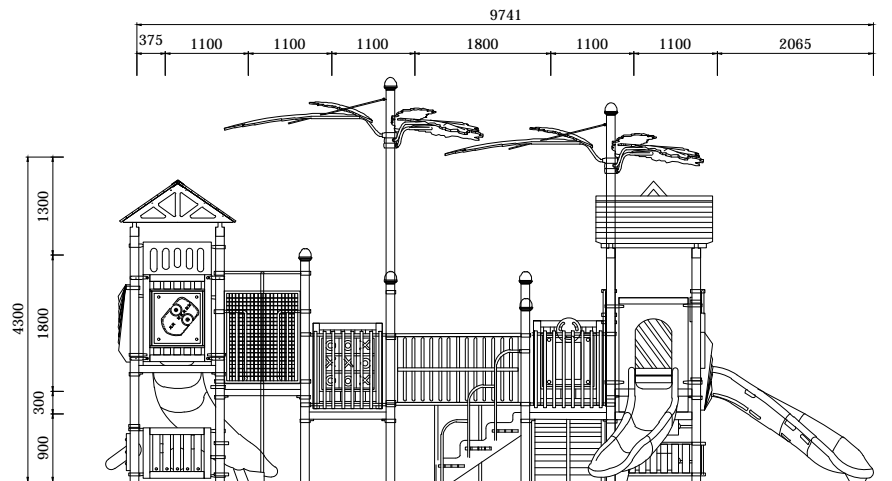
- Note:
- DO NOT mirror, reverse or reflect this design
 - DO NOT scale in any way

If in doubt ask one of our friendly staff:
 Phone: (02) 4256 2991 E-mail: info@crs.net.au

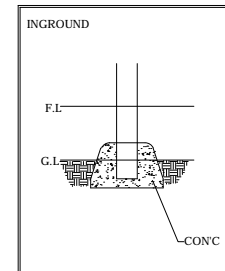




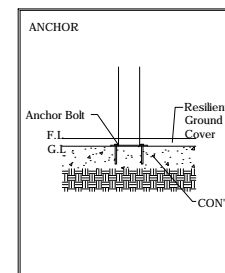
ELEVATION - FRONT



ELEVATION - RIGHT



Scale : NTS



Scale : NTS

TYPICAL FOOTING DETAILS

Specification

Product Category: Theme Play-Green House

Model Name : U2-GH1009

Standards: AS4685 Parts 1-6 & 11 - 2014

Scale: 1:100 @ A4

Summary:

- Play structure size : 9.8m x 9.1m
- Approx. soft fall area : 101.3m²
- Approx. soft fall size : 13.2m x 12.9m
- Accommodates : 60 to 65 children
- Overall height : 4.3m
- Free height of fall : 1.5m

