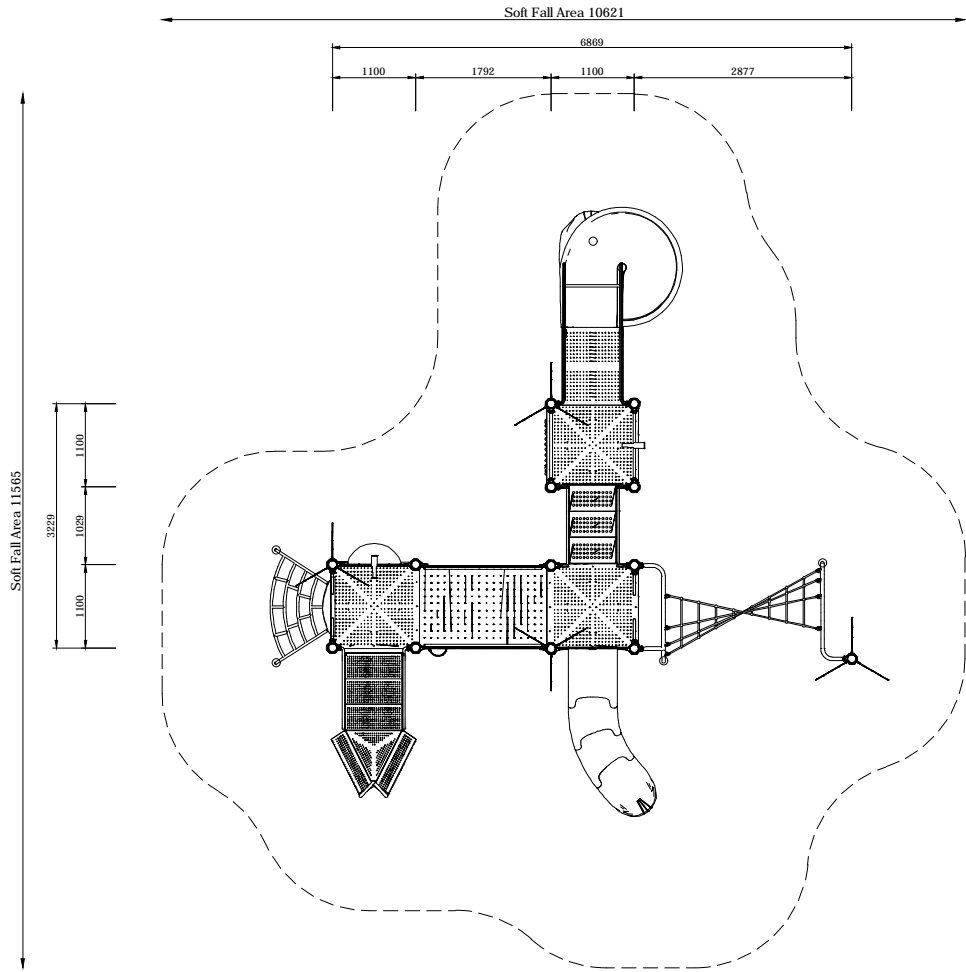


UL-PLAY SYSTEMS CE RANGE

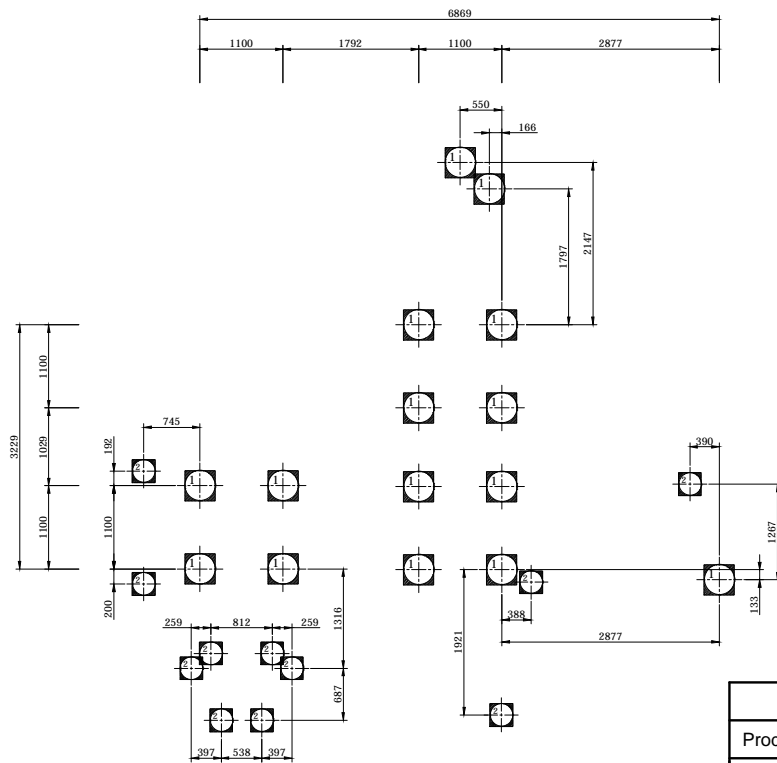
PINE FOREST

Model Name: **UL-CE202**





PLAN LAYOUT



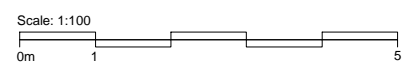
FOOTING LAYOUT

Specification
Product Category : Leaf Top
Model Name : UL-CE202
Standards: AS4685 Parts1-6 & 11 - 2014
Scale: 1:100 @ A4

- Summary:
- Play structure size : 6.9m x 3.2m
 - Approx. soft fall area : 80.5m²
 - Approx. soft fall size : 11.6m x 10.6m
 - Accommodates : 15 to 20 children
 - Overall height : 5.1m
 - Free height of fall : 1.8m



CRS Creative Recreation Solutions PTY LTD
 Address: Unit 1/25 Durgadin Drive Albion Park Rail NSW 2527
 Phone: (02) 4256 2991 Fax: (02) 4256 3991 E-mail: info@crs.net.au Web: www.crs.net.au

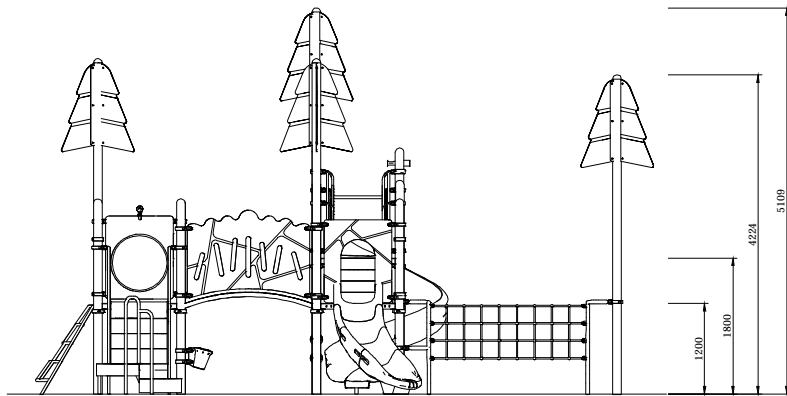


Note:

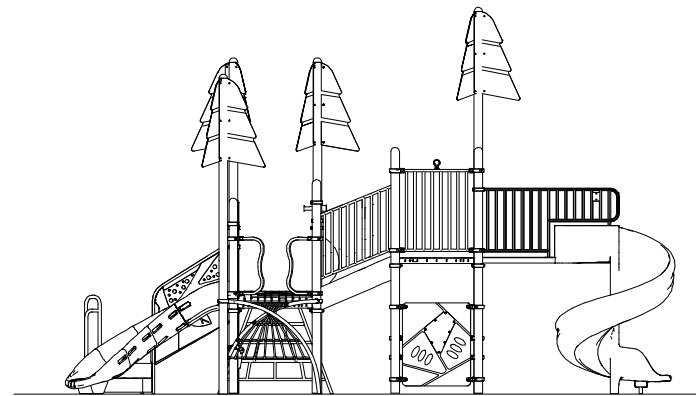
- DO NOT mirror, reverse or reflect this design
- DO NOT scale in any way

If in doubt ask one of our friendly staff:
 Phone: (02) 4256 2991 E-mail: info@crs.net.au





ELEVATION - FRONT



ELEVATION - RIGHT

Specification
Product Category : Leaf Top
Model Name : UL-CE202
Standards: AS4685 Parts1-6 & 11 - 2014
Scale: 1:100 @ A4

- Summary:
- Play structure size : 6.9m x 3.2m
 - Approx. soft fall area : 80.5m²
 - Approx. soft fall size : 11.6m x 10.6m
 - Accommodates : 15 to 20 children
 - Overall height : 5.1m
 - Free height of fall : 1.8m

