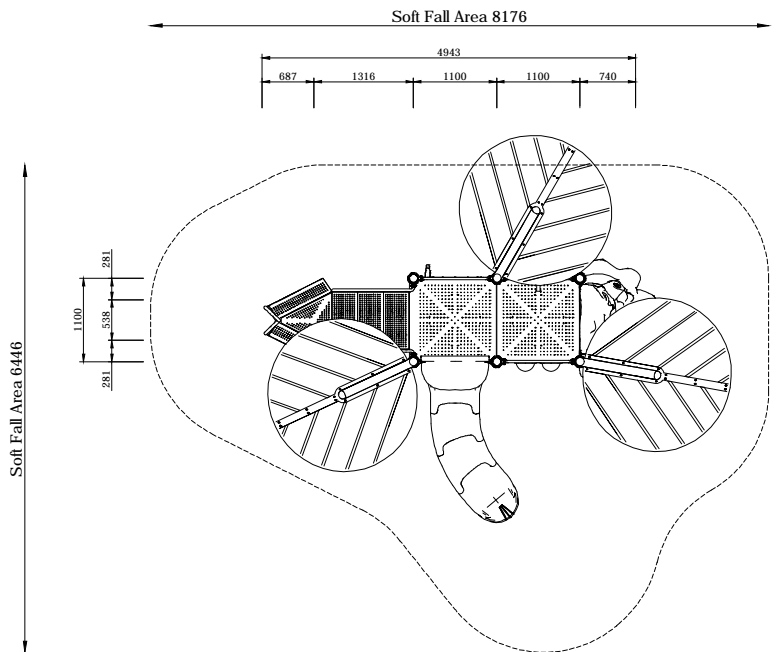


UL-PLAY SYSTEMS CE RANGE

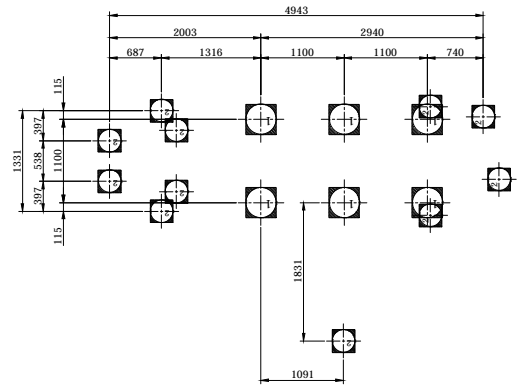
# Leaf Top

Model Name: **UL-CE102**

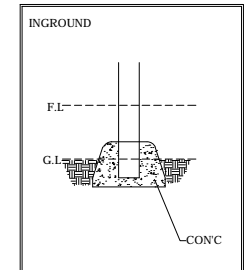




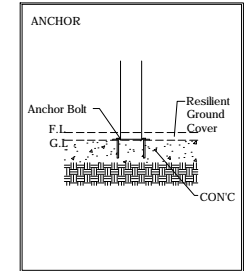
PLAN LAYOUT



FOOTING LAYOUT

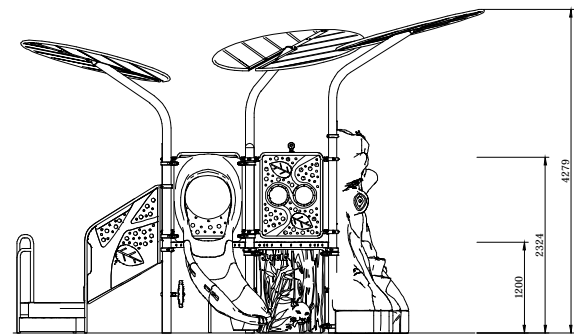


Scale : NTS

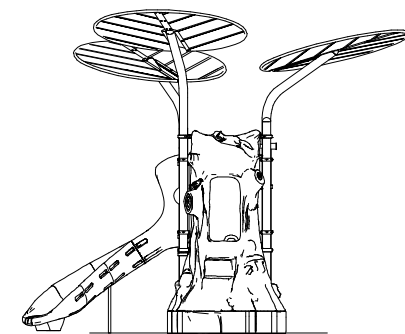


Scale : NTS

TYPICAL FOOTING DETAILS



ELEVATION - FRONT



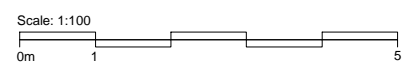
ELEVATION - RIGHT

Specification
Product Category : Leaf Top
Model Name : UL-CE102
Standards: AS4685 Parts1-6 & 11 - 2014
Scale: 1:100 @ A4

- Summary:
- Play structure size : 6.14m x 5.16m
  - Approx. soft fall area : 38.3m<sup>2</sup>
  - Approx. soft fall size : 8.18m x 6.45m
  - Accommodates : 15 to 20 children
  - Overall height : 4.3m
  - Free height of fall : 1.2m



CRS Creative Recreation Solutions PTY LTD  
 Address: Unit 1/25 Durgadin Drive Albion Park Rail NSW 2527  
 Phone: (02) 4256 2991 Fax: (02) 4256 3991 E-mail: info@crs.net.au Web: www.crs.net.au



Note:  
 • DO NOT mirror, reverse or reflect this design  
 • DO NOT scale in any way  
 If in doubt ask one of our friendly staff:  
 Phone: (02) 4256 2991 E-mail: info@crs.net.au

