

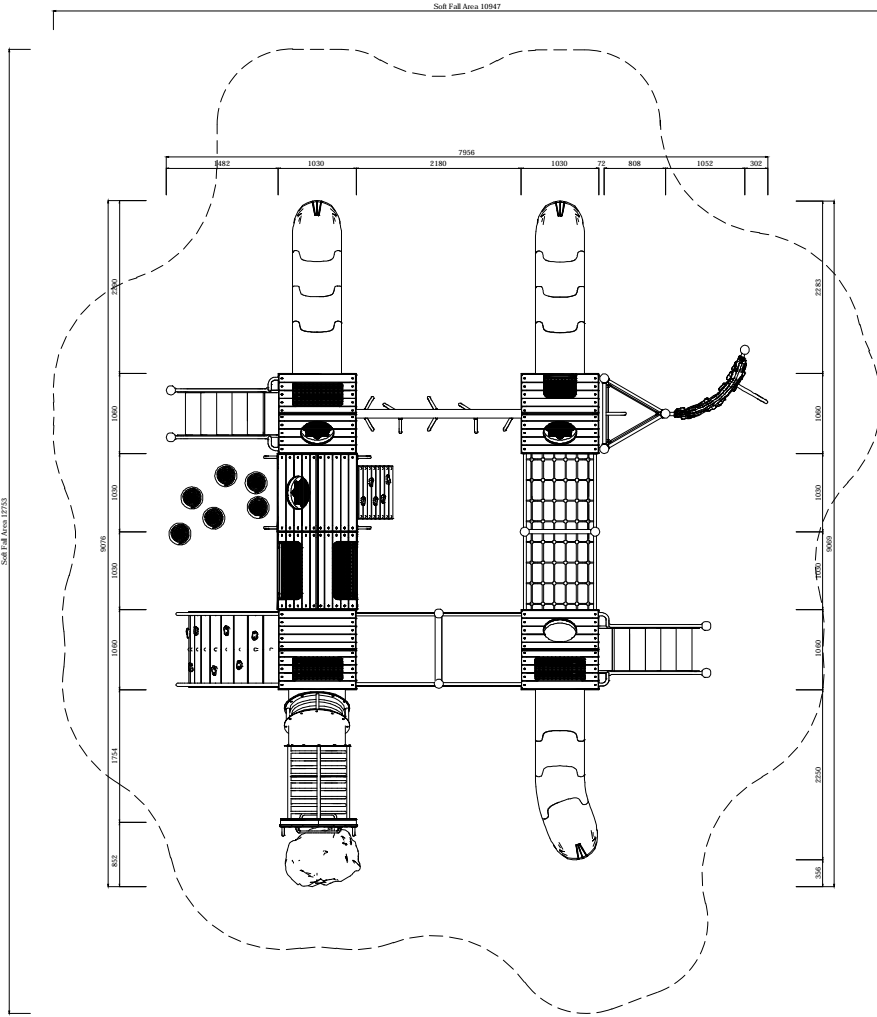
# woody

## NATURAL

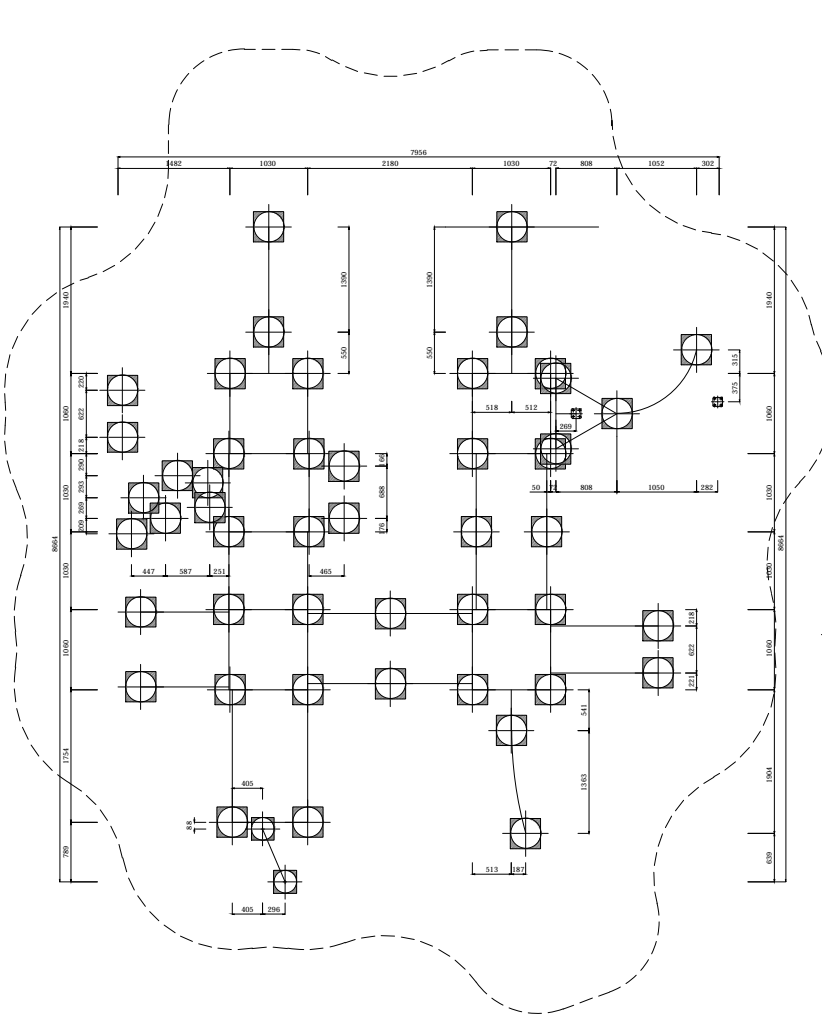
Model Name: **UL-WD411**



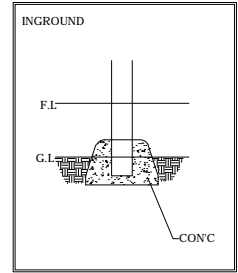
Soft Fall Area 10947



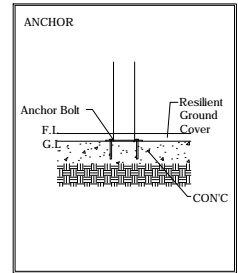
PLAN LAYOUT



FOOTING LAYOUT



Scale : NTS



Scale : NTS

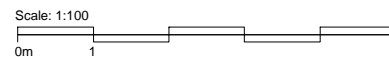
TYPICAL FOOTING DETAILS

<b>Specification</b>
Product Category : Woody Natural
Model Name : UL-WD411
Standards: AS4685 Parts1-6 & 11 - 2014
Scale: 1:100 @ A4

<b>Summary:</b>
<ul style="list-style-type: none"> <li>• Play structure size : 9.1m x 8.0m</li> <li>• Approx. soft fall area : 103.6m<sup>2</sup></li> <li>• Approx. soft fall size : 12.8m x 10.9m</li> <li>• Accommodates : 45 to 50 children</li> <li>• Overall height : 4.1m</li> <li>• Free height of fall : 1.2m</li> </ul>

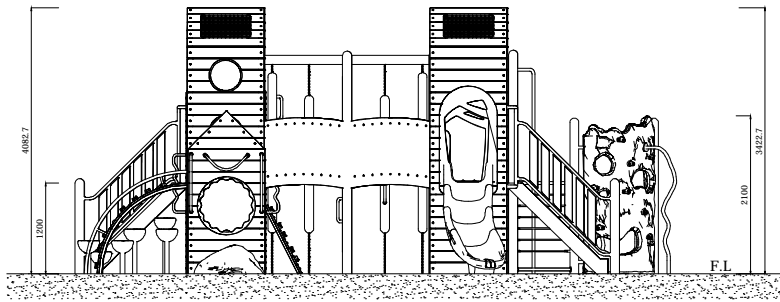


CRS Creative Recreation Solutions PTY LTD  
 Address: Unit 1/25 Durgadin Drive Albion Park Rail NSW 2527  
 Phone: (02) 4256 2991 Fax: (02) 4256 3991 E-mail: info@crs.net.au Web: www.crs.net.au



Note:  
 • DO NOT mirror, reverse or reflect this design  
 • DO NOT scale in any way

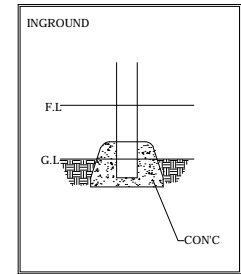
If in doubt ask one of our friendly staff:  
 Phone: (02) 4256 2991 E-mail: info@crs.net.au



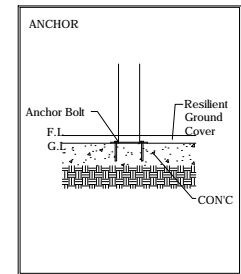
ELEVATION - FRONT



ELEVATION - RIGHT



Scale : NTS



Scale : NTS

TYPICAL FOOTING DETAILS

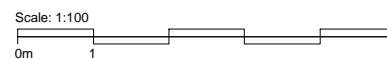
Specification
Product Category : Woody Natural
Model Name : UL-WD411
Standards: AS4685 Parts1-6 & 11 - 2014
Scale: 1:100 @ A4

Summary:

- Play structure size : 9.1m x 8.0m
- Approx. soft fall area : 103.6m<sup>2</sup>
- Approx. soft fall size : 12.8m x 10.9m
- Accommodates : 45 to 50 children
- Overall height : 4.1m
- Free height of fall : 1.2m



CRS Creative Recreation Solutions PTY LTD  
 Address: Unit 1/25 Durgadin Drive Albion Park Rail NSW 2527  
 Phone: (02) 4256 2991 Fax: (02) 4256 3991 E-mail: info@crs.net.au Web: www.crs.net.au



Note:  
 • DO NOT mirror, reverse or reflect this design  
 • DO NOT scale in any way  
 If in doubt ask one of our friendly staff:  
 Phone: (02) 4256 2991 E-mail: info@crs.net.au